


Sightglass light fittings for use in hazardous areas Series R 50 deH, R 100 deH, 100 deH The power package



High performance sightglass light fitting type R 100 deHSch, 100 W, Ex de IIC T3, Ex tD A21 IP65 T195°C, Ex II 2 G + D, on a basket centrifuge



High performance sightglass light fitting type 100 deHN, 100 W, 24 V, Ex de IIC T4, Ex tD A21 IP65 T130°C, Ex II 2 G + D, foot ring fixation on sightglass to DN 28120, PN 10, DN 125

The high performance explosion-proof types R 50 deH, R 100 deH and 100 deH represent, within their temperature classification, the most powerful sightglass light fittings presently available in Europe. Using these light fittings, new levels of **extremely brilliant** process illumination may be achieved. Efficient manufacturing techniques coupled with extensive component stocks, result in an interesting pricevalue ratio and short delivery times.

Application: In hazardous areas in the groups G (zones 1 and 2) and D (zones 21 and 22) for the illumination of large vessels, tanks, columns, silos, reactors or closed containers with light absorbing linings or contents, for TV-monitoring applications or any situation where high lighting levels are required.

Operating conditions: The light fittings are completely **independent** of the vessel internal pressure or vacuum. They are also **admitted** for use in food processing applications.

Electrical data: Supply: 24 V, AC or DC
Power ratings: See table overleaf

Enclosure protection degree: IP 65, dust and water jet tight to EN 60529 / DIN VDE 0470 part 1
Construction and materials: Housing of corrosion resistant cast aluminium alloy (Anticorodal, <1% Mg). The housings may, on request and at extra charge, be painted with a two component acryl based colour. Cable glands M 20 x 1.5, internal connection suitable for wires up to 2.5 mm². An additional external earth terminal of 4 mm² is provided. Built-in special reflector with halogen bulb to produce a concentrated ("spot") or a wide ("flood") beam as required. Standard version: "Spot".

Fixation systems: The following well proven standard fixation systems are available:

- Tension spring fixation ... Z
- Flange fixation ... F
- Tilting hinge fixation ... Sch
- Foot ring fixation ... N

Please refer overleaf for dimensions

Mounting: • On sightglasses to DIN 28120 / 28121 or similar:

Nominal diameter (DN)		50	80	100	125	150	200
Sightglass to DIN 28120 (A)		A	A	A	A	A	A
Sightglass to DIN 28121 (B)		B	B	B	B	B	B
Type	Fixation						
R 50 deH / R 100 deH	... N	•	•	•	•		
	... Z			•	•	•	
	... Sch			•	•	•	•
100 deH	... N		•	•	•	•	•
	... Z					•	•
	... Sch				•	•	•

- On screwed ("dairy" type) sightglasses similar to DIN 11851: On special grooved collar nuts. (On enquiry please state the nominal diameter [DN]). (**Only** types R 50 deH / R 100 deH with foot ring fixation "N")
- On sightflow indicators: With the tilting hinge fixation "Sch", the foot ring fixation "N" or with specific adaptation by the customer.

Additional equipment: Please refer to possibilities overleaf

Remarks: The light fittings may be **installed in any position without restriction**. There is **no prescription** as to the quality or materials of the supply cable.

Type designation	R 50 deH	R100deH	100 deH
Nominal rating (W)	50	100	100
Terminal voltage(V)	12 / 24	24	12 / 24
Bulb	Halogen		
Socket	GY 6.35		
Weight ¹⁾ (kg)	3,6	3,6	6,7
Ignition protection type to EN 60079-0 / 60079-1 / 60079-7 EN 61241-0 / 61241-1	Ex de Ex tD A21 IP65		
Explosion group	IIC		
Temperature class G / D ²⁾	T4 / T130°C	T3 / T195°C	T4 / T130°C
ATEX	Ex II 2 G + D		

- ¹⁾ The indicated weight refers to the light fitting only. The weight of the fixations "Z", "F" and "Sch" is 0,3 kg each.
²⁾ T_a = - 20°C / + 40°C (T_a up to + 60°C on request)



Vibration absorbers (silent blocks) ... G
 Vibrations from the surrounding plant can have a deleterious effect on the lifetime even of halogen bulbs. Vibration absorbers made from chemically and thermally resistant silicone are offered for use with the tension spring fixation ... Z (Not available for type 100 deH).

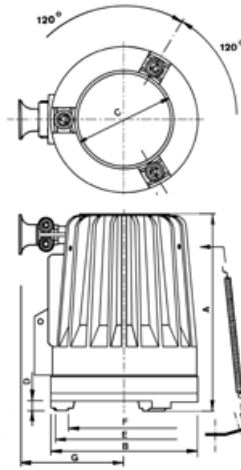


Transport handle ... T₁
 This ergonomic and insulated handle makes transport around the plant easy, and also facilitates the use of the light fitting for inspection inside a vessel on a trailing lead (for types R 50 deH / R 100 deH).



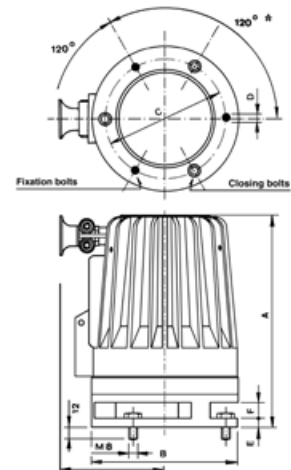
Paint finish ... K
 The special two component acrylic paint finish protects against corrosion in excessively aggressive environments, and may satisfy customers special aesthetic requirements. RAL 9001 is standard, other colours on demand.

Tension spring fixation ... Z



	A	B	C	D	E	F	G
R 50 deH	218	145	95	11	139	115	122
R 100 deH	232	196	130	14	190	136	133

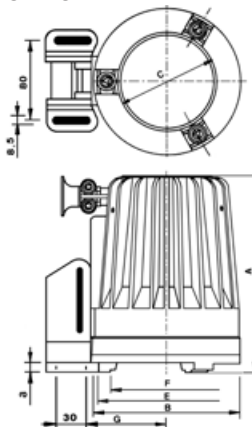
Flange fixation ... F



	A	B	C*	D*	E	F	G
R 50 deH	232	145	115	8,5	9	16	122
R 100 deH	246	196	165	8,5	8	20	133

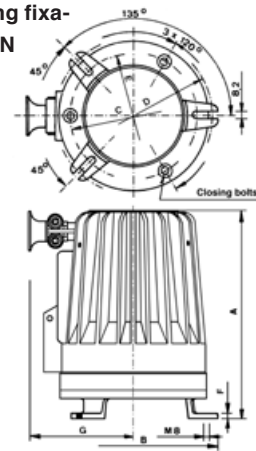
* Other non standard flanges on request

Tilting hinge fixation ... Sch



	A	B	C	D	E	F	G
R 50 deH	218	145	95	3	139	115	75
R 100 deH	232	196	130	3	190	136	103

Foot ring fixation ... N



	A	B	C	D	E	F	G
R 50 deH	241	165	120	155	135	6	122
R 100 deH	255	250	165	235	180	8	133


Non standard fixation systems on request

Branch office / exclusive agent:

Do you wish for more information about our wide range of light fittings for use in hazardous and safe areas, about our range of circular sightglasses to DIN 28120/28121, screwed sightglasses similar to DIN 11851, rectangular or D-ended sightglasses, pipeline flow indicators, centrally or sideways operated wipers, hinged sightglasses, spraying devices, camera systems for hazardous areas or our complete sight and lightglass units VETROLUX®? Are you interested in other types, special versions or different protection degrees? If yes, please contact us, our branch office or our local agents – it is our business! You will find the necessary indications about our sales network on the Internet.

All dimensions in mm.

Subject to changes without preliminary notice.



MAX MÜLLER AG

PROCESS ILLUMINATION AND VISUAL OBSERVATION SYSTEMS

Hagmattstrasse 19 • CH - 4123 Allschwil / Switzerland

Telephone +41 61 487 92 92 • Telefax +41 61 487 92 99

www.maxmuellerag.com E-Mail: blt@maxmuellerag.com